

JAMES ROBERTSHAW

est.1860

BESPOKE AWNINGS & BLINDS

PUMA | STORBOX S-300
FOLDING-ARM AWNING SYSTEM





JAMES ROBERTSHAW

est.1860

BESPOKE AWNINGS & BLINDS

Family owned James Robertshaw has over 160 years experience of designing, manufacturing and installing bespoke awnings, coverings and blinds for the specific needs of operators in the leisure & hospitality, blind & curtain trade and residential sectors.

About Us.

Our story began back in 1860, when Mr James Robertshaw of Collyhurst, Manchester set up shop manufacturing traditional box shop awnings, complete with hand-carved woodwork. Added to this were metal roller blinds and other companion components, all fabricated on-site, beginning an unbroken trading history spanning an incredible seventeen decades, three centuries and two millennia.

During those first one hundred years, JR cemented its company status with a number of patents, including its famous 'Spring Roller' design in 1908. That commitment to innovation and technical advancement remained at the heart of the organisation ever since

From the Victorian age of the Industrial Revolution, through two World Wars and more than a few depressions, the company survived and thrived. It re-located from its original factory in Collyhurst and settled in a historical spinning mill in Farnworth.

The business stayed within the Robertshaw family until the death of James' grandson, William Lancelot Robertshaw in 1960 and was purchased by then Production Manager Arthur Harrison. It is then that the modern story of JR really begins.

In 1978, the company was taken over by 25 year old Nigel Sharrock, who would carry the JR brand from out of its Victorian history and into the modern world. For nearly forty years, Nigel continually strove to improve products, processes and service that JR is renowned for.

After Nigel's retirement in 2016, JR is still a family owned and managed business with Nigel's wife, Lesley and son Matthew, joining him sitting on the board of directors. In 2010 after 50 years at its Farnworth home, JR re-located again to its current, modern facilities and headquarters at Horwich, Bolton

All products are designed, manufactured and showcased within our current home and Customer Centre. With a wide reaching client base ranging from trade sub-dealers; independent bars and national hospitality brands; architects, contractors, residential, education and health-care; James Robertshaw has the creativity, expertise and knowledge to make a visible difference to any business or home.

James Robertshaw. We don't just find the solution, we create it.





Puma | Storbox S-300 – Out with the old, in with the new!

The Puma | Storbox S-300 is a newly designed practical and functional full-cassette folding-arm awning system with benefits to win over installers and end users alike.

Superseding our ever popular old Puma system, the new Puma | Storbox S-300 system is the impressive new kid on the block!

Our technical team have worked hard on the design of this system to obtain the advantages of its predecessor whilst improving an excellent and professional-level product that allows for even easier and quicker installation, comfortable and effective regulation, a wide pitch inclination range within all its positions, and a large 5,500mm width capability, with no need for intermediate supports.

The result is a versatile full cassette which adapts to all spaces and can be operated either manually or via a motor. In all options, the Puma | Storbox S-300 provides a highly durable and resistant appearance.

Stand-out features

- > The ability to cover a 5,500mm width and a 3,000mm projection without intermediate supports. Inclination is 0-75°.
- > A wide tilt range from 0-75°.
- > Easy adaptation to manual operation with no need to drill holes in the side cover.
- > Compatible with motors featuring an emergency stop.
- > Concealment of the plate fastening screws.
- > Can be installed directly on the ceiling or on a universal bracket.
- > Impeccable aesthetics, 100% metallic finish.
- > LED illumination on the casing profile and on the arms if the ONYX LUX-400 model is used.

The Storbox System.

There are many reasons why the Puma | Storbox S-300 can connect with both professionals and end users.

Maximum Inclination

Whether installed as a face-fix or top-fix option, the Puma | Storbox S-300 maintains fantastic tilt capabilities, making it ideal for installation on balconies and providing protection from the sun at the beginning and end of the day.

There is no loss of pitch capacity when top-fixed, nor does it require any additional support. The pitch inclination is always 0-75°.

With the manual hand crank operation option, the system control is accessible from both the front and the rear of the cassette. It is only necessary to move one screw and move the bolt along the shaft.

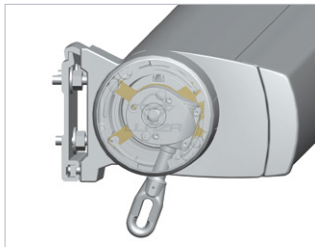
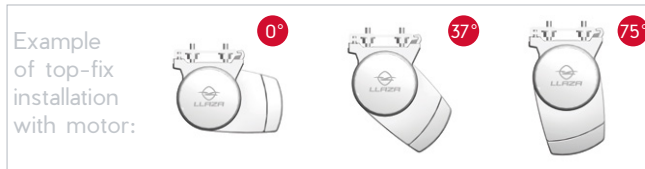
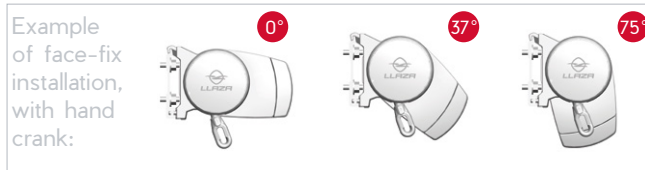
The alignment of the arms is carried out on the inside of the bracket, with no need for front holes that would affect the aesthetics of the parts.

The lid of the cassette already incorporates the holes for the machine's hook protrusion. This practical system saves time and ensures a flawless appearance without damaging the lacquer layer.

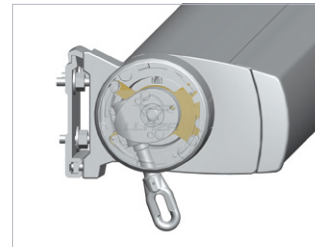
The gearbox can be operated from the front or the rear of the awning.

Two positions are possible for the eye bolt outlet, making it more accessible to the hand crank.

Avoiding bad posture, the gear box turns with minimal effort.



Position 1



Position 2

Experience the night with LED lighting.

One of the objectives of the Puma | Storbox S-300 is to achieve maximum use of the installation.

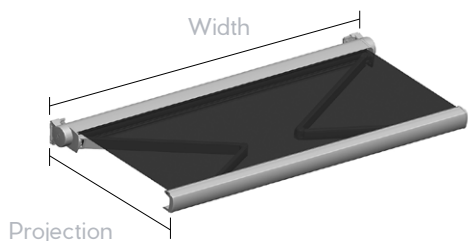
With the option to integrate LED lighting into the cassette profile, the terrace can be illuminated and used at night as well.

If you choose to incorporate the ONYX LUX-400 arm model, the lighting experience will be complete, creating a space where you can set whatever tone the moment demands, by regulating the light intensity with dimmer functionality.

ONYX-400 & ONYX LUX-400 Recommended Arms

- > Balanced contemporary design that combines the advantages of full lacquering, a hard-wearing appearance and a totally metallic look.
- > LED lighting can be integrated in the ONYX-LUX arms for 24-hour use of the awning.
- > The ONYX LUX-400 has fully integrated lighting system and no cables visible at the elbow.
- > The design of the elbow improves the performance of the arm when half projected, to give it more tension.

Technical Information.



Specification:

- > Arms: 2
- > Width: 5,500mm
- > Projection: 3,000mm

Operation:

- > Manual
- > Motorised
- > Automated

Lighting Possibilities:

- > Cassette Profile
- > Arms (Onyx Lux)

Application:

- > Balconies
- > Terraces

Finishes:

- > Lacquer in accordance with QUALICOAT standards
- > Stainless steel screws and bolts
- > Arms with integral lacquering

Accessories:

- > Valance



Installation:

- > Face-Fix
- > Top-Fix

Classification:

- > Wind: Up to 28 km/h
- > Up to 6,000mm x 3,000mm
- > Durability: Min. 10,000 manoeuvres

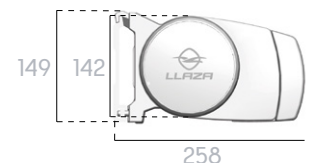
Arm Options:

- > ONYX System: Onyx 400
Onyx Lux-400

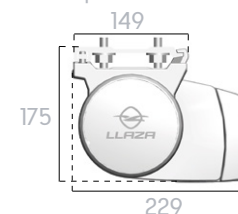


Dimensions:

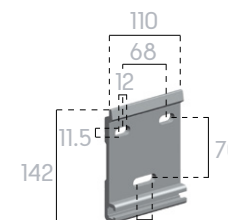
> Face-Fix Installation



> Top-Fix Installation

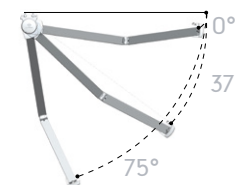


> Wall Plate



Pitch:

> Front



> Ceiling



Recommendations:

Minimum width for recommended arms (mm)

Projection	Minimum width
	2 Arms
1,500	1,900
1,750	2,150
2,000	2,400
2,250	2,650
2,500	2,900
2,750	3,150
3,000	3,400

Maximum dimensions for recommended fabrics (with Texpro) (mm)

Width x projection		2 Arms
RECACRIL	RECACRIL	5,000 x 3,000
	RECSYSTEM	5,000 x 3,000
	RECWATER	4,500 x 2,500
RECSCREEN	RecScreen 4000P - 1%	5,000 x 3,000
	RecScreen 6000 - 2%	4,500 x 2,500
	RecScreen 7000 - 3%	5,000 x 3,000
	RecScreen RAINLESS	4,500 x 2,500
PVC	RECAFLEX PRO	4,500 x 2,500

Meet the Sales Team.

James Robertshaw has a highly skilled and professional team working together with its clients to provide the right, bespoke solutions.

With the same point of contact throughout the whole process, James Robertshaw will ensure all products are manufactured, delivered and installed on time and to budget.

The team of architects, designers, surveyors and installers are highly skilled and trained, capable of working to the tightest of deadlines and the most demanding of physical environments.

To find out more about James Robertshaw and its products, contact one of the sales team today.

t: 01204 574 764 e: sales@jamesrobertshaw.co.uk



Alice Fitton
Operations Team Leader
alice.fitton@jamesrobertshaw.co.uk



Ged Hartshorn
Operations Director
ged.hartshorn@jamesrobertshaw.co.uk



Matthew Garnett
Managing Director
matthew.garnett@jamesrobertshaw.co.uk



Michael Baxter
Sales Manager
michael.baxter@jamesrobertshaw.co.uk



Sean Smith
Sales Manager
sean.smith@jamesrobertshaw.co.uk



Elaine Partington
Sales & Administration
elaine.partington@jamesrobertshaw.co.uk






ROLLER BLINDS



VERTICAL BLINDS



SKYLIGHT BLINDS



BESPOKE BLINDS



AWNINGS



CANOPIES



PARASOLS



GLASS PERGOLAS



RETRACTABLE ROOFS



BARRIERS



PLANTERS



RETRACTABLE
PARAPET GLASS



JAMES ROBERTSHAW
est.1860
BESPOKE AWNINGS & BLINDS