

JAMES ROBERTSHAW

est.1860

BESPOKE AWNINGS & BLINDS

**LYNX | ART-250
FOLDING-ARM AWNING SYSTEM**





JAMES ROBERTSHAW

est.1860

BESPOKE AWNINGS & BLINDS

Family owned James Robertshaw has over 160 years experience of designing, manufacturing and installing bespoke awnings, coverings and blinds for the specific needs of operators in the leisure & hospitality, blind & curtain trade and residential sectors.

About Us.

Our story began back in 1860, when Mr James Robertshaw of Collyhurst, Manchester set up shop manufacturing traditional box shop awnings, complete with hand-carved woodwork. Added to this were metal roller blinds and other companion components, all fabricated on-site, beginning an unbroken trading history spanning an incredible seventeen decades, three centuries and two millennia.

During those first one hundred years, JR cemented its company status with a number of patents, including its famous 'Spring Roller' design in 1908. That commitment to innovation and technical advancement remained at the heart of the organisation ever since

From the Victorian age of the Industrial Revolution, through two World Wars and more than a few depressions, the company survived and thrived. It re-located from its original factory in Collyhurst and settled in a historical spinning mill in Farnworth.

The business stayed within the Robertshaw family until the death of James' grandson, William Lancelot Robertshaw in 1960 and was purchased by then Production Manager Arthur Harrison. It is then that the modern story of JR really begins.

In 1978, the company was taken over by 25 year old Nigel Sharrock, who would carry the JR brand from out of its Victorian history and into the modern world. For nearly forty years, Nigel continually strove to improve products, processes and service that JR is renowned for.

After Nigel's retirement in 2016, JR is still a family owned and managed business with Nigel's wife, Lesley and son Matthew, joining him sitting on the board of directors. In 2010 after 50 years at its Farnworth home, JR re-located again to its current, modern facilities and headquarters at Horwich, Bolton

All products are designed, manufactured and showcased within our current home and Customer Centre. With a wide reaching client base ranging from trade sub-dealers; independent bars and national hospitality brands; architects, contractors, residential, education and health-care; James Robertshaw has the creativity, expertise and knowledge to make a visible difference to any business or home.

James Robertshaw. We don't just find the solution, we create it.





Lynx | Art 250 – Ideal For Façades

The Lynx | Art 250 is a classic, non-cassette style folding-arm awning system, with a careful design and great features. Specifically designed for small to medium patios as a lightweight, non-cassette system, it's versatility and lateral end-fixing points, without the requirement of a steel square bar, ensures dynamic flexibility for installation options: face-fix, top-fix and in-between buildings fix.

Including an internal arm inclination system, that can be operated reversibly from both front and rear positions of the awning system. In addition, the design of the Lynx | Art 250 range (like its full-cassette equivalent, the Bobcat | Storbox S-250), conceals the mechanical installation elements, achieving a high finish. Its sturdy construction, basic but pleasing design, and precise manufacture justify its excellent reputation as a classic, non-cassette entry-level awning system – high on quality and low on budget. A perfect system to get started with.

The retractable arms of the Lynx | Art 250 incorporate the ART internal transmission system, which does not erode the lacquer layer, prevents the textile from rubbing against the elbows of the arm, thus optimising the lifespan of the system.

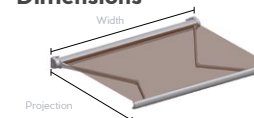
The Lynx | Art 250 – the perfect awning for small spaces

ART-250 – the perfect cassette for small spaces

For The End User

- > Its advanced design with contemporary straight lines, make the Lynx | Art 250 suitable for installation within multiple environments.
- > An entry level price point, with the same James Robertshaw quality and service offering, make the Lynx | Art 250 a competitive awning option.
- > Aluminium and steel components and profiles.

Dimensions



Width:
1,570mm – 4,500mm

Projection:
1,500mm – 2,500mm

Hardware Colour



Traffic White



Textured Grey



Custom RAL (Optional)

Operation



Crank



Motorised



Automation & App Control

Textiles



Water Resistant Acrylic



Recycled Acrylic



Performance PVC

Classification



Fresh Breeze



10,000 Arm Movements

Options

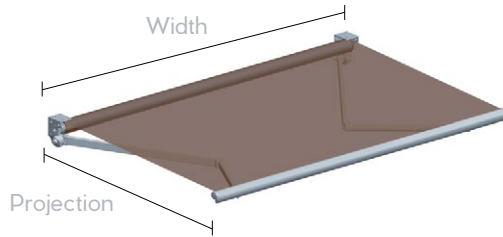


Infra-red Heater

For The Professional Installer

- > Easy adjustment of the arm for pitch / arm inclination adjustment, by an external screw and locking the arm position with an internal screw.
- > Quick and easy installation.

Technical Information.



Specification:

- > Arms: 2
- > Width: 4,500mm
- > Projection: 2,500mm

Operation:

- > Manual
- > Motorised
- > Automated

Application:

- > Balconies
- > Terraces

Recommendations:

Minimum width for recommended arms (mm)


Projection	Minimum width	
	Motor	Gearbox
1,250	1,570	1,620
1,500	1,820	1,870
1,750	2,070	2,120
2,000	2,320	2,370
2,250	2,570	2,620
2,500	2,820	2,870

Finishes:

- > Lacquer in accordance with QUALICOAT standards
- > Stainless steel screws and bolts
- > Arms with integral lacquering

Accessories:

- > Weather cover
- > Valance



Installation:

- > Frontal
- > Between Walls
- > Ceiling

Classification:

- > Wind: Up to 28 km/h
- > Durability: Min. 10,000 manoeuvres

Arm Options:

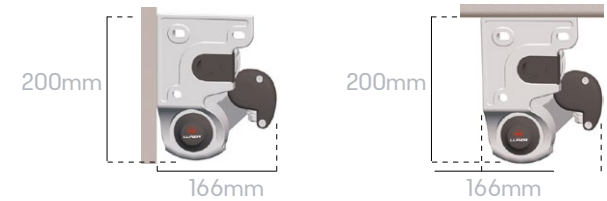
- > LLAZA-ART System ART-250



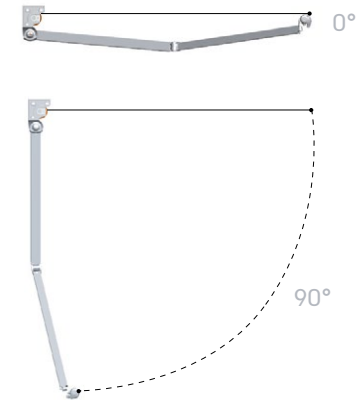
Dimensions:

- > Wall Installation

- > Ceiling Installation



Pitch:



Materials

Material	Shower Proof	Waterproof	FR	Easy Clean
Irisun Woven Acrylic	✓			
Soltis 96 Screen			✓	✓
Precontraint 302 PVC		✓	✓	✓



LYNX | ART-250 FOLDING-ARM AWNING SYSTEM

t: 01204 574 764 **e:** sales@jamesrobertshaw.co.uk

James Robertshaw has a highly skilled and professional team working together with its clients to provide the right, bespoke solutions.

With the same point of contact throughout the whole process, James Robertshaw will ensure all products are manufactured, delivered and installed on time and to budget.

The team of architects, designers, surveyors and installers are highly skilled and trained, capable of working to the tightest of deadlines and the most demanding of physical environments.

To find out more about James Robertshaw and its products, contact one of the sales team today.



Matthew Garnett
Managing Director
matthew.garnett@jamesrobertshaw.co.uk



Ged Hartshorn
Operations Director
ged.hartshorn@jamesrobertshaw.co.uk



Debbie Hartshorn
Sales & Customer Service Manager
debbie.hartshorn@jamesrobertshaw.co.uk



Elaine Partington
Sales & Customer Service
elaine.partington@jamesrobertshaw.co.uk



Ellise Gillard
Sales & Customer Service
ellise.gillard@jamesrobertshaw.co.uk



Sean Smith
Field Sales Manager
sean.smith@jamesrobertshaw.co.uk





ROLLER BLINDS



VERTICAL BLINDS



SKYLIGHT BLINDS



BESPOKE BLINDS



AWNINGS



CANOPIES



PARASOLS



GLASS PERGOLAS



RETRACTABLE ROOFS



BARRIERS



PLANTERS



RETRACTABLE
PARAPET GLASS



JAMES ROBERTSHAW

est.1860

BESPOKE AWNINGS & BLINDS